

job name:
 type:

18"/24" wāf.r.3™ spec sheet 90CRI

material

trim ring

wafer thin 3" h roll formed aluminum extrusion. 6061 T1 alloy. .100 typ. wall. available in 15 standard powder coat paint finishes listed below. premium RAL and wood finishes also available.

diffuser

satinice WD855 minimum 72% light transmission, light scattering, glare reduction, colorless diffusion acrylic.

optics

reflector

.064" aluminum array platform painted high reflectance (>92%) matte white powder coat provides 100% downlight. for uplight, specify under options.

LED

specification-grade LED modules with integrated batwing optics to minimize diffusion depth and increase illumination uniformity. 90+ CRI. L80>72,000 hrs. 3000K, 3500K, 4000K.

driver

integral, programmable, UL class P, class2, universal input (120-277v), constant current, 0-10v controllable, 1% minimum dimming level.

mounting

5" dia. spun steel canopy in satin white is designed to mount to a 4" octagon junction box (by other). 6' tripod suspension of stainless steel cables attaches to reflector with field adjustable grippers that allow for exact AFF mounting heights. slip ring coupler at ceiling allows for easy wire connections. or select 12ft adjustable suspension. (drawing below)

finish

select from 15 standard powder coat paint finishes listed below. premium RAL and wood finishes also available.

emergency

recommend use of inverter (by other). optional WREM: wired for remote EM battery (by other).

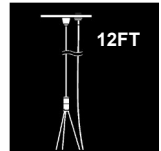


only specific sizes

catalog number

--	--	--	--	--	--

size	CCT	lumens	painting finish	power cord	options
P5618	30 3000K	FX 1350 lm	AP anodized paint	WHPC white power cord and canopy	6FT 72" adj cables
P5618.BABA	35 3500K	LO 2350 lm	BS brass	BKPC black power cord and canopy	12FT 12ft adj suspension
18" dia X 3" ht	40 4000K	HI 2700 lm	BU blue	SBPC silver braid power cord and white canopy	UP uplight
		CL xxxx lm custom lumens consult factory 1350 - 3000 lm	BZ bronze		WREM wired for remote EM battery pack (by other) (see note above)
	RGBW35*	RGBW 3500K	CP champagne		ELD EldoLED*
			FB flat black		LUT Lutron* *consult factory
			GM gun metal		
			MB military blue		
			MW matte white		
			OR orange		
			RD red		
			SB satin black		
			SS satin silver		
			TG textured gray		
			YO yellow		
			premium finish		
			RAL specify RAL#		
			wood finish		
			ASH ashwood		
			ENG english brown oak		
			ESP espresso		
P5624	30 3000K	FX 2700 lm			
P5624.BABA	35 3500K	LO 4100 lm			
(2ft) 24" dia X 3" ht	40 4000K	HI 4900 lm			
See p.2 for info on P5636 & P5648		HX 7000 lm			
		CL xxxx lm custom lumens consult factory 2700 - 7000 lm			
	RGBW35*	RGBW 3500K			
	TW2765*	tunable white 2700K - 6500K			
	*see page 4 for more information				



Check out our wāf.r.3 acoustic on page 5!

This product meets the guidelines for the Build America, Buy America Act. Some Exclusions Apply. For more information and full list of eligible SKUs, please contact the factory at info@impactitg.com



job name:
 type:

36"/48" wāf.r.3™ spec sheet 90CRI

material

trim ring

wafer thin 3" h roll formed aluminum extrusion. 6061 T1 alloy. .100 typ. wall. available in 15 standard powder coat paint finishes listed below. premium RAL and wood finishes also available.

diffuser

satinice WD855 minimum 72% light transmission, light scattering, glare reduction, colorless diffusion acrylic.

optics

reflector

.080" aluminum array platform painted high reflectance (>92%) matte white powder coat provides 100% downlight. for uplight, specify under options.

LED

specification-grade LED modules with integrated batwing optics to minimize diffusion depth and increase illumination uniformity. 90+ CRI. L80>72,000 hrs. 3000K, 3500K, 4000K.

driver

integral, programmable, UL class P, class2, universal input (120-277v), constant current, 0-10v controllable, 1% minimum dimming level.

mounting

5" dia. spun steel canopy in satin white is designed to mount to a 4" octagon junction box (by other). 6' tripod suspension of stainless steel cables attaches to reflector with field adjustable grippers that allow for exact AFF mounting heights. slip ring coupler at ceiling allows for easy wire connections. or select 12ft adjustable suspension. (drawing below)

finish

select from 15 standard powder coat paint finishes listed below. premium RAL and wood finishes also available.

emergency

recommend use of inverter (by other). optional WREM: wired for remote EM battery (by other).

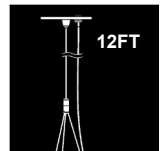


only specific sizes

catalog number

--	--	--	--	--	--

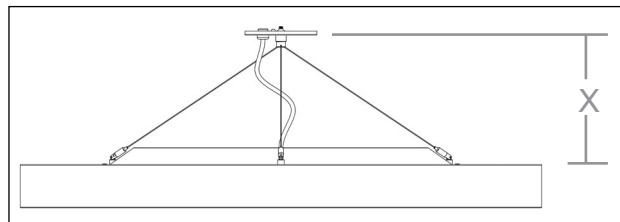
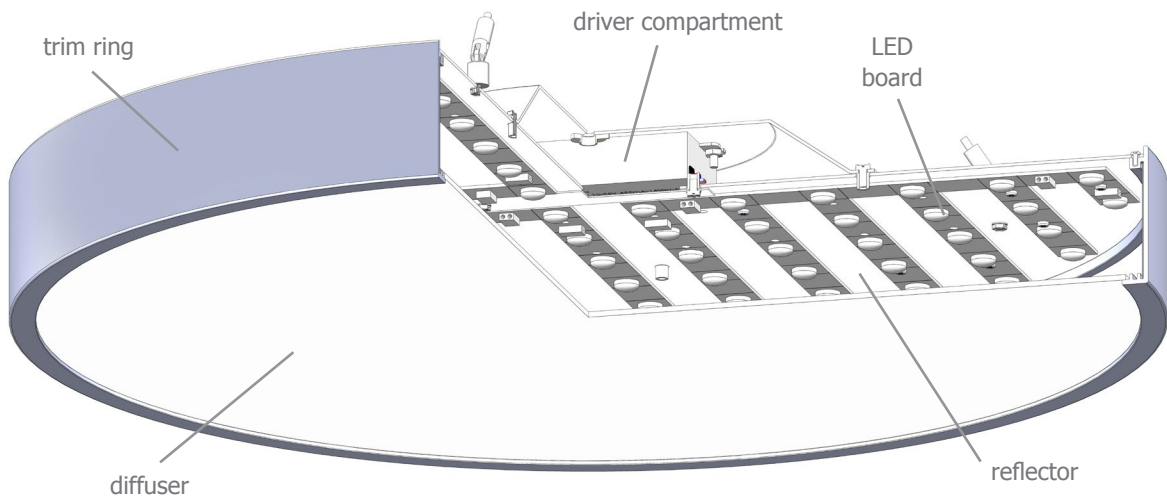
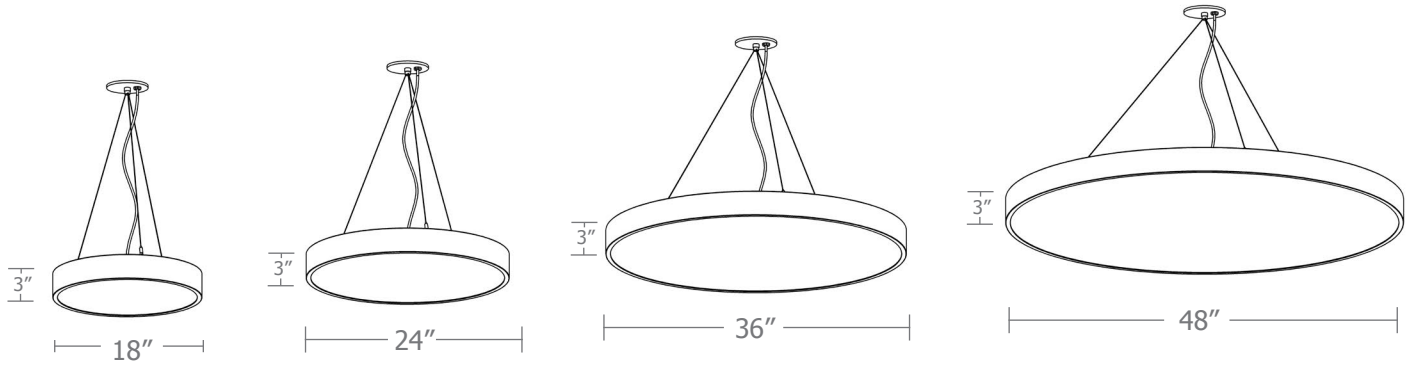
size	CCT	lumens	painting finish	power cord	options
P5636	30 3000K	FX 4900 lm	AP anodized paint	WHPC white power cord and canopy	6FT 72" adj cables
P5636.BABA	35 3500K	LO 7400 lm	BS brass	BKPC black power cord and canopy	12FT 12ft adj suspension
(3ft) 36" dia X 3" ht	40 4000K	HI 9200 lm	BU blue	SBPC silver braid power cord and white canopy	UP uplight
		HX 13900 lm	BZ bronze		WREM wired for remote EM battery pack (by other) (see note above)
		CL xxxx lm custom lumens consult factory 4900 - 13900 lm	CP champagne		ELD EldoLED*
	RGBW35*	RGBW 3500K	FB flat black		LUT Lutron* *consult factory
			GM gun metal		
			MB military blue		
			MW matte white		
			OR orange		
			RD red		
			SB satin black		
			SS satin silver		
			TG textured gray		
			YO yellow		
			premium finish		
			RAL specify RAL#		
			wood finish		
			ASH ashwood		
			ENG english brown oak		
			ESP espresso		
P5648	30 3000K	FX 8100 lm			
(4ft) 48" dia X 3" ht	35 3500K	LO 11600 lm			
	40 4000K	HI 14800 lm			
		HX 23000 lm			
		CL xxxx lm custom lumens consult factory 8100 - 23000 lm			
	RGBW35*	RGBW 3500K			
	*see page 4 for more information				



Check out our wāf.r.3 acoustic on page 5!

This product meets the guidelines for the Build America, Buy America Act. Some Exclusions Apply. For more information and full list of eligible SKUs, please contact the factory at info@impactitg.com





min. suspension length.

	X
P5618	5"
P5624	6.5"
P5636	9"
P5648	12.5"



wāf.r.3™ RGBW spec sheet 90CRI

material

trim ring

wafer thin 3”h roll formed aluminum extrusion. 6061 T1 alloy. .100 typ. wall. available in 15 standard powder coat paint finishes listed below. premium RAL and wood finishes also available.

diffuser

satinate WD855 minimum 72% light transmission, light scattering, glare reduction, colorless diffusion acrylic.

optics

reflector

.064” aluminum array platform painted high reflectance (>92%) matte white powder coat provides 100% downlight. for uplight, specify under options.

LED

RGBW fingerboards combine architectural grade white LEDs with a 3-in-1 RBG LED to provide practical nominal white output and beautifully accented light with excellent color consistency. The 10.6” x 10.6” RGBW fingerboards feature 8 Fingers cuttable every 1/2 finger, on-board poke-in connectors, and a self-adhesive backing.

driver (remote)

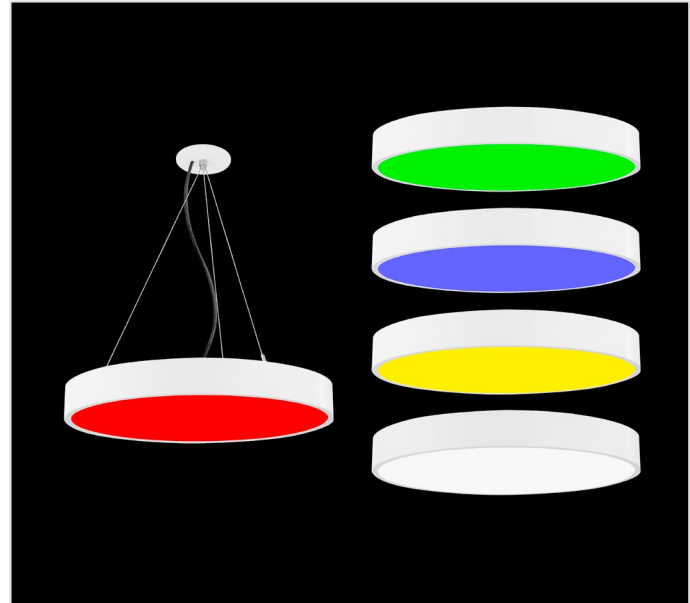
infinite color control, enabling stunning lighting effects with constant voltage LEDs for architectural lighting applications. whether single color for accent, tunable white for circadian applications, or full color RGB for entertainment product solutions, these drivers provide flicker-safe dimming to 1% with DALI or DMX and allows you to create your color or dynamic show without an external controller. additionally, these LED drivers work seamlessly with other controls, and intelligent luminaire elements.

mounting

5” dia. spun steel canopy in satin white is designed to mount to a 4” octagon junction box (by other). 6’ tripod suspension of stainless steel cables attaches to reflector with field adjustable grippers that allow for exact AFF mounting heights. slip ring coupler at ceiling allows for easy wire connections. or select 12ft adjustable suspension. (drawing below)

finish

select from 15 standard powder coat paint finishes listed below. premium RAL and wood finishes also available.



Intertek
DRY / DAMP

wāf.r.3 acoustic™ spec sheet 90CRI

material

trim ring
 wafer thin 3" h roll formed aluminum extrusion. 6061 T1 alloy. .100 typ. wall. available in 15 standard powder coat paint finishes listed below. premium RAL and wood finishes also available.

acoustic insert


polyethylene terephthalate (PET) 12mm thick made from recycled material. 14 color options available. NRC rating: 0.25-0.75. Fireproof Level: B1

mounting

5" dia. spun steel canopy in satin white is designed to mount to a 1/4" - 20 stud (by other). 6' tripod suspension of stainless steel cables attaches to reflector with field adjustable grippers that allow for exact AFF mounting heights. slip ring coupler at ceiling allows for easy installation.

trim finish

select from 15 standard powder coat paint finishes listed below. premium RAL and wood finishes also available.



catalog number

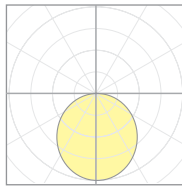
--	--	--	--

size	acoustic insert	painted finish	options														
<p>P5618 18" dia X 3" ht</p>	<p>designer</p> <table border="0" style="width:100%;"> <tr><td></td><td>SBA sesame black</td></tr> <tr><td></td><td>SGA silver gray</td></tr> <tr><td></td><td>PCA peacock</td></tr> <tr><td></td><td>OCA ocean</td></tr> <tr><td></td><td>SDA sand dune</td></tr> <tr><td></td><td>CFA coffee</td></tr> <tr><td></td><td>SWA seaweed</td></tr> </table>		SBA sesame black		SGA silver gray		PCA peacock		OCA ocean		SDA sand dune		CFA coffee		SWA seaweed	<p>AP anodized paint BS brass BU blue BZ bronze CP champagne FB flat black GM gun metal MB military blue MW matte white OR orange RD red SB satin black SS satin silver TG textured gray YO yellow</p>	<p>6FT 72" adj cables</p>
	SBA sesame black																
	SGA silver gray																
	PCA peacock																
	OCA ocean																
	SDA sand dune																
	CFA coffee																
	SWA seaweed																
<p>P5624 (2ft) 24" dia X 3" ht</p>	<p>primary</p> <table border="0" style="width:100%;"> <tr><td></td><td>RDA red</td></tr> <tr><td></td><td>ORA orange</td></tr> <tr><td></td><td>OYA orange yellow</td></tr> <tr><td></td><td>GRA green</td></tr> <tr><td></td><td>SKA sky blue</td></tr> <tr><td></td><td>BUA blue</td></tr> <tr><td></td><td>PRA purple</td></tr> </table>		RDA red		ORA orange		OYA orange yellow		GRA green		SKA sky blue		BUA blue		PRA purple	<p>premium finish RAL specify RAL#</p> <p>wood finish ASH ashwood ENG english brown oak ESP espresso</p>	
	RDA red																
	ORA orange																
	OYA orange yellow																
	GRA green																
	SKA sky blue																
	BUA blue																
	PRA purple																
<p>P5636 (3ft) 36" dia X 3" ht</p>																	
<p>P5648 (4ft) 48" dia X 3" ht</p>																	

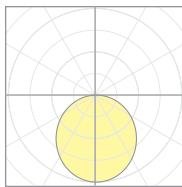
Calculation Table

The application of a Light Loss Factor is required to:

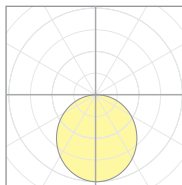
- match the lumen output for the power module specified
- incorporate the increased lumen output due to LED/Driver upgrades



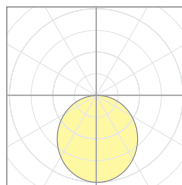
L062510501
P5618-40HI



L062510503
P5624-40HI



L062510504
P5636-40HI




L062510505
P5648-40HI

Cat No	Delivered* Lumens	Watts 120V / 277V	IES File #	LLF to be applied
P5618 FX	1350	15	L06251051	.43
P5618 LO	2350	30	L06251051	.74
P5618 HI	2700	36	L06251051	.85
P5624 FX	2700	27	L06251053	.43
P5624 LO	4100	43	L06251053	.65
P5624 HI	4900	52	L06251053	.77
P5624 HX	7000	79	L06251053	1.11
P5636 FX	4900	47	L06251054	.40
P5636 LO	7400	70	L06251054	.60
P5636 HI	9200	90	L06251054	.74
P5636 HX	13900	148	L06251054	1.12
P5648 FX	8100	72	L06251055	.39
P5648 LO	11600	107	L06251055	.56
P5648 HI	14800	142	L06251055	.72
P5648 HX	23000	231	L06251055	1.12

*delivered lumens based on 4000K, 90+ cri

Typical Lighting Layout

- 20' x 20' x 18'H space
- 80/50/20 reflectances
- bottom of fixture at 15' aff
- FC readings at 2.5' aff
- layout conducted using HI lumen package (9200 delivered lumens)

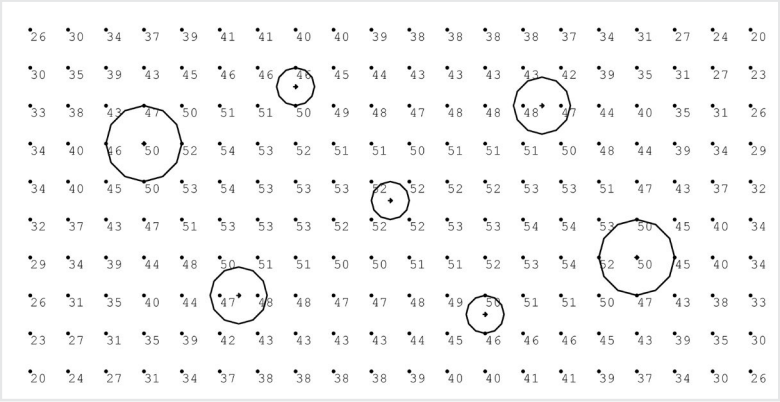


Schedule						
Symbol	Qty	Manufacturer	Test#	Description	LED	LLF
○	1	Impact Architectural Lighting	L062510504 . P5636.40HI . WAF_R_3	P5636.40 HI	4000K.90CRI	0.740

Statistics					
Description	Avg	Max	Min	Max/Min	Avg/Min
waf.r.3 36" diameter	14.64 fc	24 fc	8 fc	3.00	1.83

Typical Lighting Layout

- 40' x 20' x 18'H space
- 80/50/20 reflectances
- bottom of fixture at 15' aff
- FC readings at 2.5' aff
- layout conducted using LO lumen package
24" - 4100 lm
36" - 7400 lm
48" - 11600 lm




Schedule						
Symbol	Qty	Manufacturer	Test#	Description	LED	LLF
○	2	Impact Architectural Lighting	L062510504 . P5636.40HI . WAF_R_3	P5636.40LO	4000K.90CRI	.60
○	3	Impact Architectural Lighting	L062510503 . P5624.40HI . WAF_R_3	P5624.40LO	4000K.90CRI	.65
○	2	Impact Architectural Lighting	L062510505 . P5648.40HI . WAF_R_3	P5648.40LO	4000K.90CRI	.56


Statistics					
Description	Avg	Max	Min	Max/Min	Avg/Min
waf.r.3 24", 36", & 48" diameters	42.43 fc	54 fc	20 fc	2.70	2.12



Powder Coat Paint Finishes



MW matte white




AP anodized paint



SS satin silver



TG textured gray




FB flat black



SB satin black



CP champagne



BZ bronze



GM gun metal



OR orange 2011



BU blue 5017



BS brass



RD red 3020




YO yellow 1018




MB military blue

Premium Finishes*

Wood Finishes



ASH ashwood



ENG english brown oak



ESP espresso

For accurate color verification, actual finish samples are available upon request.



RAL#

*Available on select series. Consult product submittal for availability.

